

Lot overview is approximate. Buyer will need to verify.

ABSOLUTE NNN LEASE | ANNUAL RENT INCREASES | INVESTMENT GRADE

FRESENIUS MEDICAL CARE

SARDIS, MISSISSIPPI

 **FRESENIUS MEDICAL CARE**

NON-ENDORSEMENT AND DISCLAIMER NOTICE

MARCUS & MILLICHAP HEREBY ADVISES ALL PROSPECTIVE PURCHASERS OF NET LEASED PROPERTY AS FOLLOWS:

The information contained in this Marketing Brochure has been obtained from sources we believe to be reliable. However, Marcus & Millichap has not and will not verify any of this information, nor has Marcus & Millichap conducted any investigation regarding these matters. Marcus & Millichap makes no guarantee, warranty or representation whatsoever about the accuracy or completeness of any information provided. As the Buyer of a net leased property, it is the Buyer's responsibility to independently confirm the accuracy and completeness of all material information before completing any purchase. This Marketing Brochure is not a substitute for your thorough due diligence investigation of this investment opportunity. Marcus & Millichap expressly denies any obligation to conduct a due diligence examination of this Property for Buyer. Any projections, opinions, assumptions or estimates used in this Marketing Brochure are for example only and do not represent the current or future performance of this property. The value of a net leased property to you depends on factors that should be evaluated by you and your tax, financial and legal advisors. Buyer and Buyer's tax, financial, legal, and construction advisors should conduct a careful, independent investigation of any net leased property to determine to your satisfaction with the suitability of the property for your needs. Like all real estate investments, this investment carries significant risks. Buyer and Buyer's legal and financial advisors must request and carefully review all legal and financial documents related to the property and tenant. While the tenant's past performance at this or other locations is an important consideration, it is not a guarantee of future success. Similarly, the lease rate for some properties, including newly-constructed facilities or newly-acquired locations, may be set based on a tenant's projected sales with little or no record of actual performance, or comparable rents for the area. Returns are not guaranteed; the tenant and any guarantors may fail to pay the lease rent or property taxes, or may fail to comply with other material terms of the lease; cash flow may be interrupted in part or in whole due to market, economic, environmental or other conditions. Regardless of tenant history and lease guarantees, Buyer is responsible for conducting his/her own investigation of all matters affecting the intrinsic value of the property and the value of any long-term lease, including the likelihood of locating a replacement tenant if the current tenant should default or abandon the property, and the lease terms that Buyer may be able to negotiate with a potential replacement tenant considering the location of the property, and Buyer's legal ability to make alternate use of the property.

By accepting this Marketing Brochure you agree to release Marcus & Millichap Real Estate Investment Services and hold it harmless from any kind of claim, cost, expense, or liability arising out of your investigation and/or purchase of this net leased property. The information contained in this Marketing Brochure is proprietary and strictly confidential. It is intended to be reviewed only by the party receiving it from Marcus & Millichap and should not be made available to any other person or entity without the written consent of Marcus & Millichap. This Marketing Brochure has been prepared to provide summary, unverified information to prospective purchasers, and to establish only a preliminary level of interest in the subject property. The information contained herein is not a substitute for a thorough due diligence investigation. Marcus & Millichap has not made any investigation, and makes no warranty or representation, with respect to the income or expenses for the subject property, the future projected financial performance of the property, the size and square footage of the property and improvements, the presence or absence of contaminating substances, PCBs or asbestos, the compliance with State and Federal regulations, the physical condition of the improvements thereon, or the financial condition or business prospects of any tenant, or any tenant's plans or intentions to continue its occupancy of the subject property. The information contained in this Marketing Brochure has been obtained from sources we believe to be reliable; however, Marcus & Millichap has not verified, and will not verify, any of the information contained herein, nor has Marcus & Millichap conducted any investigation regarding these matters and makes no warranty or representation whatsoever regarding the accuracy or completeness of the information provided. All potential buyers must take appropriate measures to verify all of the information set forth herein.

ALL PROPERTY SHOWINGS ARE BY APPOINTMENT ONLY. PLEASE CONSULT YOUR
MARCUS & MILLICHAP AGENT FOR MORE DETAILS.

SPECIAL COVID-19 NOTICE

All potential buyers are strongly advised to take advantage of their opportunities and obligations to conduct thorough due diligence and seek expert opinions as they may deem necessary, especially given the unpredictable changes resulting from the continuing COVID-19 pandemic. Marcus & Millichap has not been retained to perform, and cannot conduct, due diligence on behalf of any prospective purchaser. Marcus & Millichap's principal expertise is in marketing investment properties and acting as intermediaries between buyers and sellers. Marcus & Millichap and its investment professionals cannot and will not act as lawyers, accountants, contractors, or engineers. All potential buyers are admonished and advised to engage other professionals on legal issues, tax, regulatory, financial, and accounting matters, and for questions involving the property's physical condition or financial outlook. Projections and pro forma financial statements are not guarantees and, given the potential volatility created by COVID-19, all potential buyers should be comfortable with and rely solely on their own projections, analyses, and decision-making.)



200 EAST FRONTAGE ROAD
SARDIS, MS 38666

JOHN A. GLASS

Executive Managing Director

San Francisco Office

Cell 415.497.4060

Office 415.625.2114

john.glass@marcusmillichap.com

License CA 00980723

JASON HERNANDEZ

First Vice President

Sacramento Office

Cell 925.989.8198

Office 916.724.1300

jason.hernandez@marcusmillichap.com

License CA 01392646

William M. Davis

Mississippi Broker of Record

MS DRE: B-15586

Marcus & Millichap

WWW.MARCUSMILLICHAP.COM

ABSOLUTE NNN LEASE

SUPERIOR IN COMPARISON TO THE STANDARD
DOUBLE NET LEASE FROM FRESENIUS AND DAVITA

LEASE COMPARISON

FRESENIUS MEDICAL CARE
SARDIS, MISSISSIPPI

Marcus & Millichap

This information has been secured from sources we believe to be reliable, but we make no representations or warranties, expressed or implied, as to the accuracy of the information. References to square footage or age are approximate. Buyer must verify the information and bears all risk for any inaccuracies. Any projections, opinions, assumptions or estimates used herein are for example purposes only and do not represent the current or future performance of the property. Marcus & Millichap Real Estate Investment Services is a service mark of Marcus & Millichap Real Estate Investment Services, Inc. © 2020 Marcus & Millichap ACT ID ZAC0940014

STANDARD DIALYSIS CENTER LEASES VS. SUBJECT PROPERTY⁽¹⁾

	DaVita Dialysis Standard Lease	SUBJECT PROPERTY Fresenius Medical Care	Fresenius Medical Care Standard Lease
Primary Lease Term	15 Years	17 Years (Original 20-year term)	15 Years
Lease Type	Double Net (Landlord responsibilities include repairs to the roof and structure as well as replacement of the HVAC and parking lot)	Absolute NNN (No landlord maintenance responsibilities whatsoever)	Double Net (Landlord responsibilities include repairs to the roof and structure as well as replacement of the HVAC and parking lot)
Rent Increases	10% every 5-years	Annual CPI Increases (1% min, 2% max)	10% every 5-years, or 1.7% annually

SUBJECT PROPERTY LEASE HIGHLIGHTS⁽¹⁾

- ▶ 17 years remaining on original 20-year lease term - An additional two years of lease term over the standard Fresenius lease, which is typically 15 years
- ▶ Annual rent escalations (Minimum 1% - Maximum 2% based on CPI) - Immediate upside in rent
- ▶ Absolute NNN lease - Eliminates the risk during the primary term of the Lease of having to repair or replace the roof, structure, HVAC, or the parking lot during the lease term



ACTUAL LOCATION

(1) Lease Comparisons and cash flow projections are for informational purposes only and subject to change. Proforma returns contained herein do not take into consideration any unforeseen expenses, if any. Buyer must verify and conduct their own Due Diligence.

\$18.03B⁽¹⁾

FRESENIUS MEDICAL CARE GENERATED
\$18.03 BILLION IN REVENUE FOR THE
TRAILING 12 MONTHS⁽¹⁾

BBB

FRESENIUS MEDICAL CARE HOLDINGS
INC. (LEASE GUARANTOR) HAS AN
INVESTMENT GRADE “BBB” CREDIT
RATING FROM S&P

\$11.96B⁽¹⁾

FRESENIUS MEDICAL CARE HAS A TOTAL
NET WORTH OF \$11.96 BILLION FOR 2019

TENANT OVERVIEW

FRESENIUS MEDICAL CARE
SARDIS, MISSISSIPPI

Marcus & Millichap

This information has been secured from sources we believe to be reliable, but we make no representations or warranties, expressed or implied, as to the accuracy of the information. References to square footage or age are approximate. Buyer must verify the information and bears all risk for any inaccuracies. Any projections, opinions, assumptions or estimates used herein are for example purposes only and do not represent the current or future performance of the property. Marcus & Millichap Real Estate Investment Services is a service mark of Marcus & Millichap Real Estate Investment Services, Inc. © 2020 Marcus & Millichap ACT ID ZAC0940014

(1) As of Q32020. All financial data shown above is for Fresenius Medical Care, which does not guarantee the Lease. Lease is guaranteed by the U.S. entity, Fresenius Medical Care Holdings, Inc.

COMPANY OVERVIEW⁽¹⁾



CREATING A FUTURE WORTH LIVING FOR PATIENTS WORLDWIDE

Fresenius Medical Care is the world's leading provider of products and services for people with chronic kidney failure. Around 3.5 Million patients with this disease worldwide regularly undergo dialysis treatment. Dialysis is a vital blood cleansing procedure that substitutes the function of the kidney in case of kidney failure. Fresenius Medical Care offers products and services along the entire dialysis value chain from a single source. We care for more than 349,000 patients in our global network of more than 4,000 dialysis clinics. At the same time, we operate 45 production sites on all continents, to provide dialysis products such as dialysis machines, dialyzers and related disposables. Fresenius Medical Care has more than 126,000 employees in around 50 countries. Our strategy is geared toward sustainable growth. We aim to continuously improve the quality of life of patients with kidney disease by offering innovative products and treatment concepts of the highest quality. Fresenius Medical Care is listed on the Frankfurt Stock Exchange (FME) and the New York Stock Exchange (FMS).

- ▶ \$18.03 BILLION IN REVENUE (TTM Q3 2020) / \$13.2 BILLION NET WORTH (2019)
- ▶ FRESENIUS MEDICAL CARE PERFORMED APPROXIMATELY 52 MILLION DIALYSIS TREATMENTS IN 2019
- ▶ INVESTMENT GRADE LEASE GUARANTOR - S&P RATED BBB/STABLE & MOODY'S RATED BAA3/STABLE⁽²⁾
- ▶ AVERAGE ANNUAL GROWTH OF 15% OVER THE LAST 20 YEARS
- ▶ FRESENIUS MEDICAL CARE EMPLOYS MORE THAN 120,600 PEOPLE, INCLUDING OVER 67,000 IN NORTH AMERICA
- ▶ FRESENIUS MEDICAL CARE SERVES 345,000 PATIENTS IN MORE THAN 50 COUNTRIES ACROSS 4,000 CLINICS
- ▶ EVERY 0.6 SECONDS A DIALYSIS TREATMENT IS PERFORMED BY FRESENIUS MEDICAL CARE

(1) All financial data shown above is for Fresenius Medical Care, which does not guarantee the Lease. Lease is guaranteed by the U.S. entity, Fresenius Medical Care Holdings, Inc.
Sources: www.freseniusmedicalcare.com, Yahoo Finance, Standard & Poor's, Moody's.

(2) S&P and Moody's Credit Ratings are for Fresenius Medical Care Holdings, Inc., the Lease Guarantor, which Buyer is responsible for confirming during their Due Diligence.

FRESENIUS AT A GLANCE⁽¹⁾



4,000
DIALYSIS
CENTERS



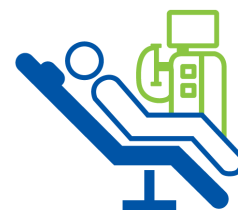
120,600
EMPLOYEES
WORLDWIDE



3.5 MILLION
PATIENTS UNDERGO
DIALYSIS TREATMENT



135,000
HEMODIALYSIS
MACHINES



349,000
PATIENTS
SERVED



52 MILLION
TREATMENTS
PER YEAR



350
RESEARCH
SITES



45
PRODUCTION
SITES

“We are the only company in our industry bringing together our expertise in patient care with the development of industry-leading technologies, products and services. We take great pride in the superior care we give to our patients and the best-in-class service we provide to our customers.”



BILL VALLE
CEO

Fresenius Medical Care
North America

(1) All financial data shown above is for Fresenius Medical Care, which does not guarantee the Lease. Lease is guaranteed by the U.S. entity, Fresenius Medical Care Holdings, Inc.
Sources: www.freseniusmedicalcare.com, Yahoo Finance, Standard & Poor's, Moody's.

ANNUAL RENT INCREASES

1-2% ANNUAL INCREASES
(BASED ON CPI)

INVESTMENT OVERVIEW

FRESENIUS MEDICAL CARE
SARDIS, MISSISSIPPI

Marcus & Millichap

This information has been secured from sources we believe to be reliable, but we make no representations or warranties, expressed or implied, as to the accuracy of the information. References to square footage or age are approximate. Buyer must verify the information and bears all risk for any inaccuracies. Any projections, opinions, assumptions or estimates used herein are for example purposes only and do not represent the current or future performance of the property. Marcus & Millichap Real Estate Investment Services is a service mark of Marcus & Millichap Real Estate Investment Services, Inc. © 2020 Marcus & Millichap ACT ID ZAC0940014

INVESTMENT OVERVIEW⁽¹⁾

RARE 20-YEAR (17 YEARS REMAINING) ORIGINAL LEASE TERM WITH ANNUAL CPI INCREASES

20-year (17-years remaining) Absolute NNN lease with annual CPI rent increases (1% floor, 2% max). There are an additional three, 5-Year Renewal Option Periods.

ABSOLUTE NNN LEASE

Unlike the standard dialysis center leases with significant Landlord responsibilities (such as roof, structure, parking lot and HVAC replacement), the Subject Property has an absolute NNN lease structure that provides an investor with a long-term, passive income stream with no landlord maintenance responsibilities whatsoever. (See Market Lease Comparison)

WELL-ESTABLISHED LOCATION AND ONLY DIALYSIS CLINIC WITHIN 25+ MILES⁽²⁾

Fresenius has an 21-year operational history at this location situated just off Interstate 55 (22,513 VPD). This location is the only dialysis clinic serving Sardis and the surrounding region.

INVESTMENT GRADE LEASE GUARANTOR

Fresenius Medical Care Holdings, Inc., the Guarantor under the Lease, carries an Investment Grade Credit Rating of “BBB/Stable” from S&P and “Baa3/Stable” from Moody’s.

FRESENIUS MEDICAL CARE CORPORATE LEASE⁽¹⁾

- Fresenius Medical Care reported \$18.03 Billion in revenue (TTM Q3 2020) and a net worth of \$13.2 Billion (2019)
- Fresenius Medical Care is the world’s largest provider of products and services for individuals with renal diseases of which approximately 3.5 Million patients worldwide regularly undergo dialysis treatment
- Fresenius Medical Care performed 52 Million dialysis treatments in 2019
- Every 0.6 seconds Fresenius Medical Care provides a dialysis treatment (2019)
- Fresenius Medical Care serves 349,000 patients in more than 50 countries across 4,000 clinics

(1) All financial data shown above is for Fresenius Medical Care, which does not guarantee the Lease. Lease is guaranteed by the U.S. entity, Fresenius Medical Care Holdings, Inc., which carries an investment grade credit rating of “BBB/Stable” from S&P and “Baa3/Stable” from Moody’s.

(2) Buyer will need to verify the accuracy of all information shown above during their Due Diligence period.

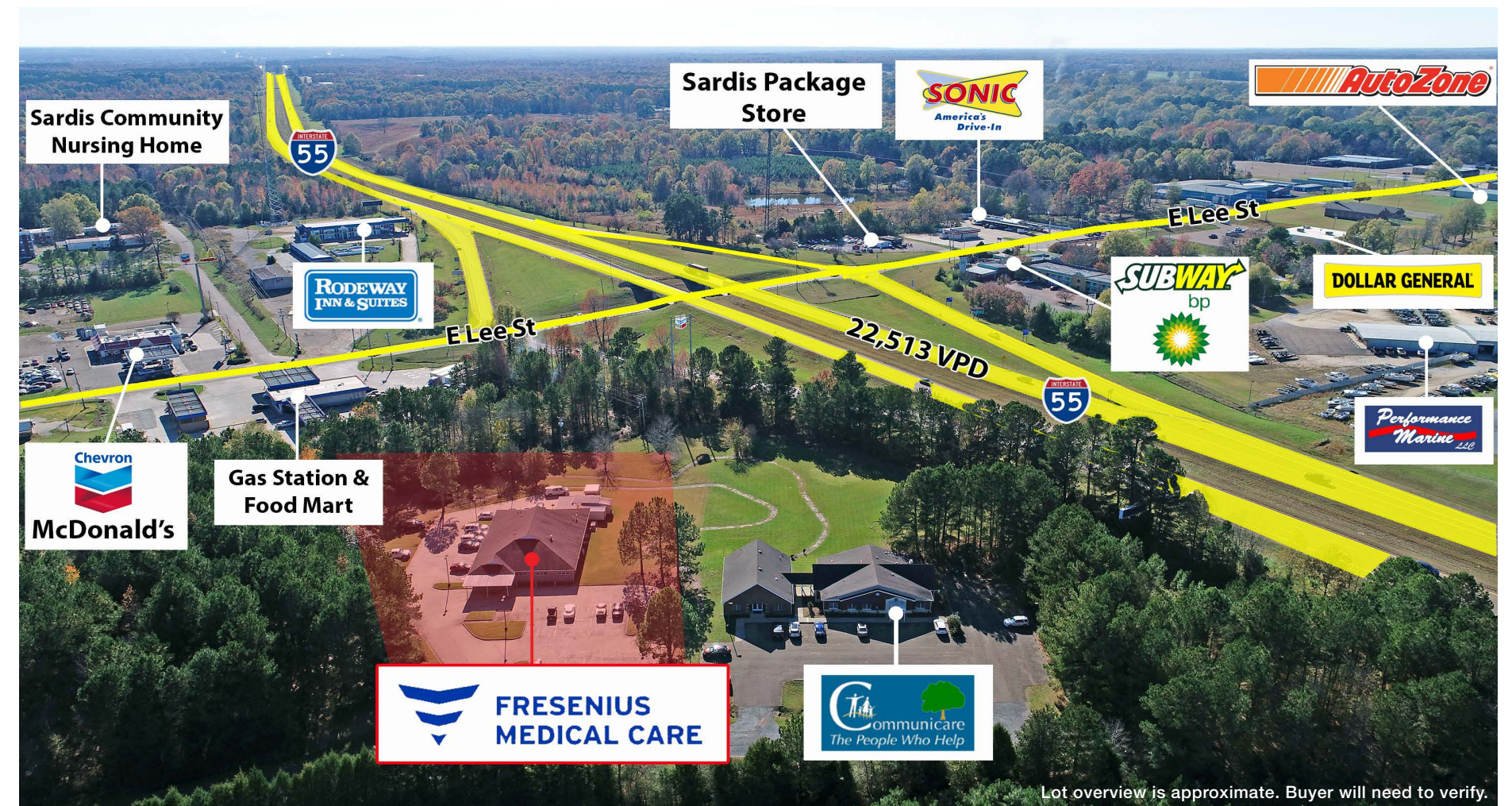
Sources: www.freseniusmedicalcare.com, Yahoo Finance, Standard & Poor’s, Moody’s.

FRESENIUS MEDICAL CARE CONTINUES SOLID REVENUE AND STRONG EARNINGS GROWTH IN THE THIRD QUARTER

October 29, 2020 | Fresenius Medical Care Press Release

- Operations maintained despite COVID-19, impact on patients minimized
- Financial targets for FY 2020 confirmed inclusive of anticipated COVID-19 effects

“The global COVID-19 pandemic has posed further challenges to us in the third quarter; and it will be a sizable challenge to be managed also in the months to come”, said Rice Powell, Chief Executive Officer of Fresenius Medical Care. “It is at times like these that the value of our strong network, of our vertically integrated, resilient business model and of the commitment of our entire Fresenius Medical Care team becomes evident – and proves to be decisive for fostering the wellbeing of our patients as well as creating value for our shareholders. On the back of our strong earnings development in the first nine months, we confirm our outlook for the financial year 2020. Thanks to the lessons learned from the first phase of the pandemic and our highly committed team, I am very confident that our company will successfully cope with COVID-19.”



Lot overview is approximate. Buyer will need to verify.

OFFERING HIGHLIGHTS

FRESENIUS MEDICAL CARE

200 East Frontage Road, Sardis, MS 38666



FRESENIUS MEDICAL CARE

OFFERING PRICE

\$2,328,281

CAP RATE

5.50%

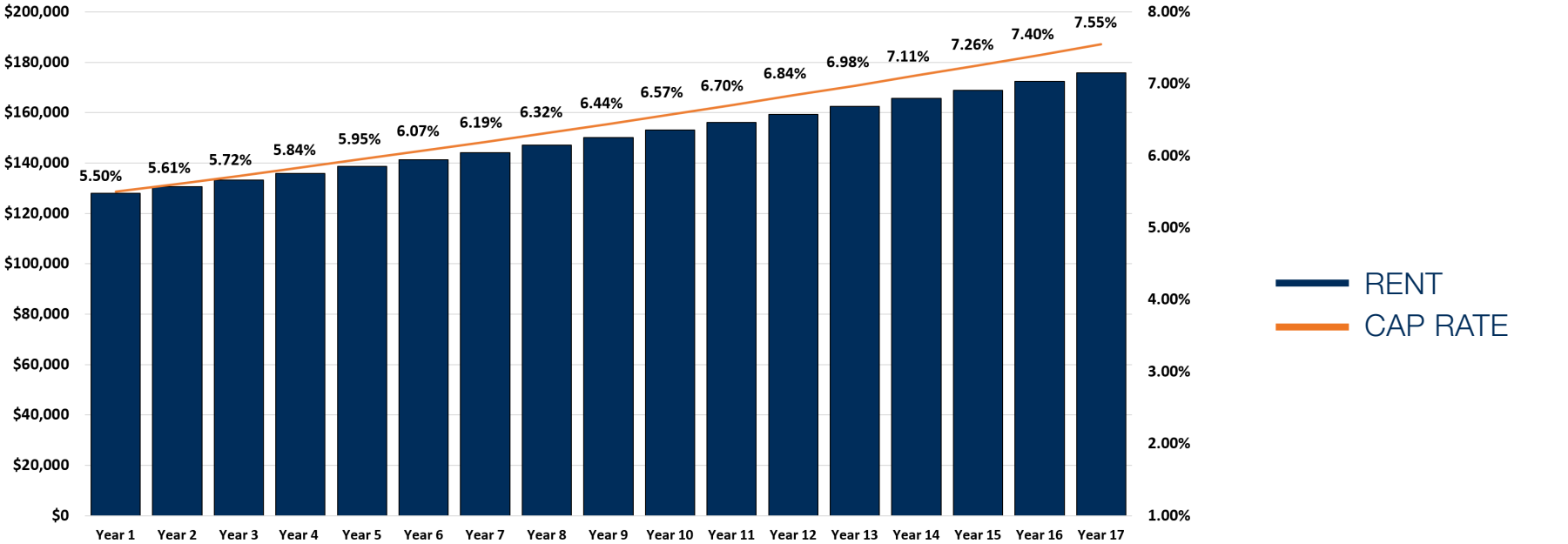
AVERAGE CASH-ON-CASH YEARS 1-10

7.20%

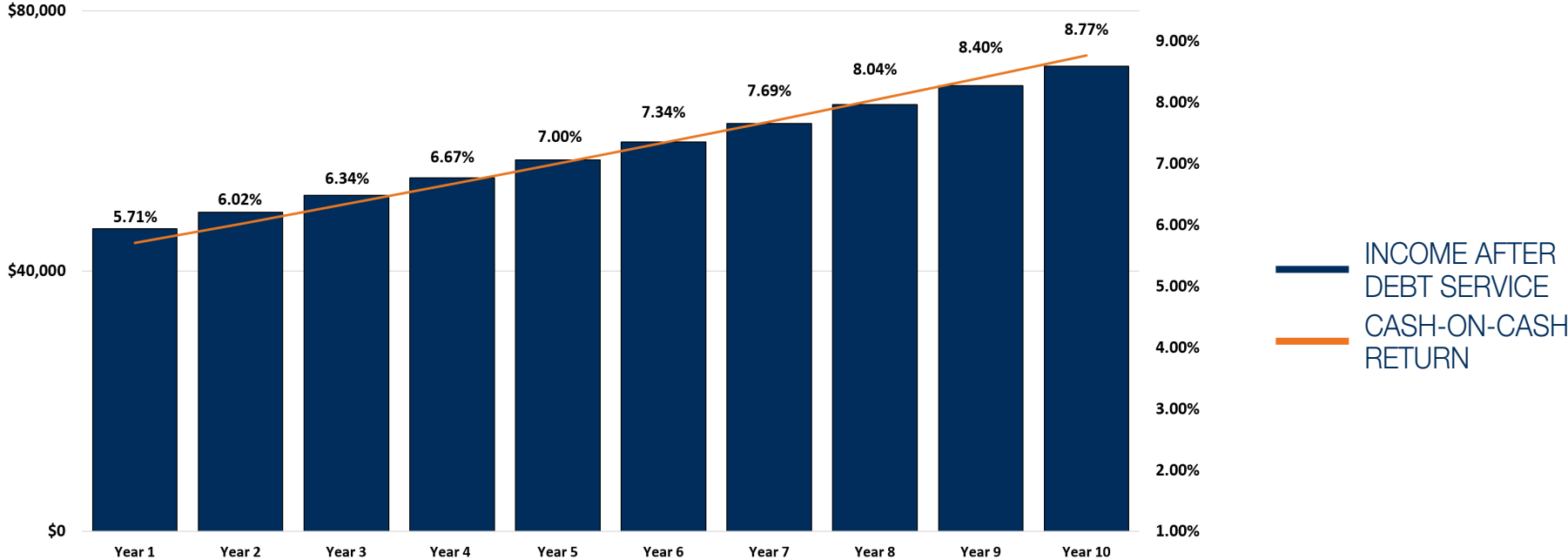
Lease Overview ⁽¹⁾		Potential Loan Scenario ⁽³⁾	
Net Operating Income	\$128,055	Program	10-Yr Fixed Rate
Lease Type	Absolute NNN	Interest Rate	3.50% - 3.75%
Lease Commencement	12/28/2017	Down Payment	\$814,898 (35%)
Lease Expiration Date	12/31/2037	LTV	65% - 70%
Year Built	1999 ⁽¹⁾	Amortization	30 Years
Rentable Area	5,853 SF ⁽¹⁾	10-Year Average Cash-on-Cash Return ^(2,3)	7.20%
Lot Size	1.80 Acres ⁽¹⁾	For questions on financing contact Farhan Kabani: Farhan Kabani Mark One Capital 972.755.5301 direct 214.636.2595 mobile 888.317.1845 myfax Farhan.Kabani@markonecapital.com	
Increases	Annual CPI Increases (1% Floor, 2% Max)		
Options	(3) Five-Year Options		
Tenant	Renal Care Group Tupelo, LLC ⁽¹⁾		
Guarantor	Fresenius Medical Care Holdings, Inc. ⁽¹⁾		

(1) Year Built/Renovated, Rentable Area, Lot Size, Lease Terms, and Guarantor are approximate. Buyer will need to verify the accuracy of all information shown above during their Due Diligence period.
(2) Potential Cash-on-Cash Chart assumes 10-Year Fixed Interest Rate Program with 10-Year Maturity along with 2% annual rent increases. Lease includes annual CPI increases (1% min, 2% max).
(3) Pro forma returns are based on gross annual rent only and not guaranteed. Pro forma returns do not take into consideration any unforeseen market conditions that could negatively impact the Subject Property. Buyer must conduct their own due diligence to confirm the accuracy of these estimates. Financing options shown are subject to market changes.

POTENTIAL CAP RATE GROWTH^(2,3)



POTENTIAL CASH-ON-CASH^(2,3)



ONLY DIALYSIS CENTER WITHIN A 25+ MILE RADIUS⁽¹⁾

THE PROPERTY IS THE ONLY DIALYSIS CENTER
SERVING SARDIS AND THE SURROUNDING REGION

LOCATION/MARKET OVERVIEW

FRESENIUS MEDICAL CARE
SARDIS, MISSISSIPPI

Marcus & Millichap

This information has been secured from sources we believe to be reliable, but we make no representations or warranties, expressed or implied, as to the accuracy of the information. References to square footage or age are approximate. Buyer must verify the information and bears all risk for any inaccuracies. Any projections, opinions, assumptions or estimates used herein are for example purposes only and do not represent the current or future performance of the property. Marcus & Millichap Real Estate Investment Services is a service mark of Marcus & Millichap Real Estate Investment Services, Inc. © 2020 Marcus & Millichap ACT ID ZAC0940014

(1) Buyer will need to verify the accuracy of all information shown above during their Due Diligence period.

LOCATION OVERVIEW



ONLY DIALYSIS CENTER
SERVING SARDIS AND PANOLA
MEDICAL CENTER, A 112 BED
REGIONAL HOSPITAL ⁽¹⁾

LOCATED JUST OFF
INTERSTATE 55 (22,513 VPD)
CONNECTING TO MEMPHIS IN
THE NORTH AND LOUISIANA
SOUTH

SARDIS IS PART OF THE DELTA
STRONG ASSOCIATION
PROMOTING ECONOMIC
DEVELOPMENT IN THE
MISSISSIPPI DELTA

Marcus & Millichap

(1) Buyer will need to verify the accuracy of all information shown above during their Due Diligence period.



Lot overview is approximate. Buyer will need to verify.

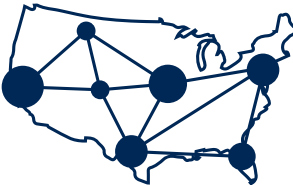
AERIAL OVERVIEW

FRESENIUS MEDICAL CARE // LOCATION/MARKET OVERVIEW



FRESENIUS MEDICAL CARE // LOCATION/MARKET OVERVIEW

DEMOGRAPHICS



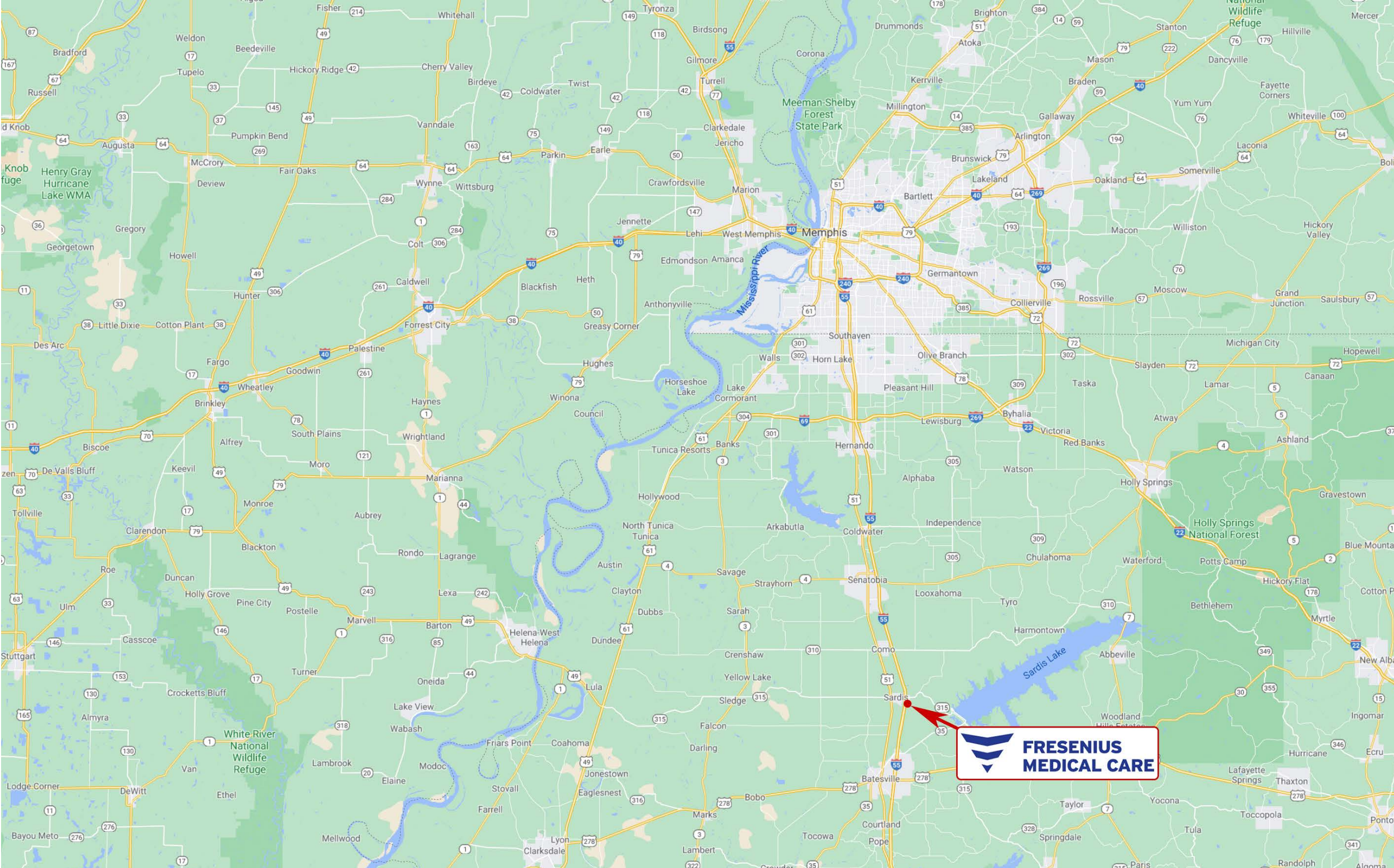
HOUSEHOLD INCOME

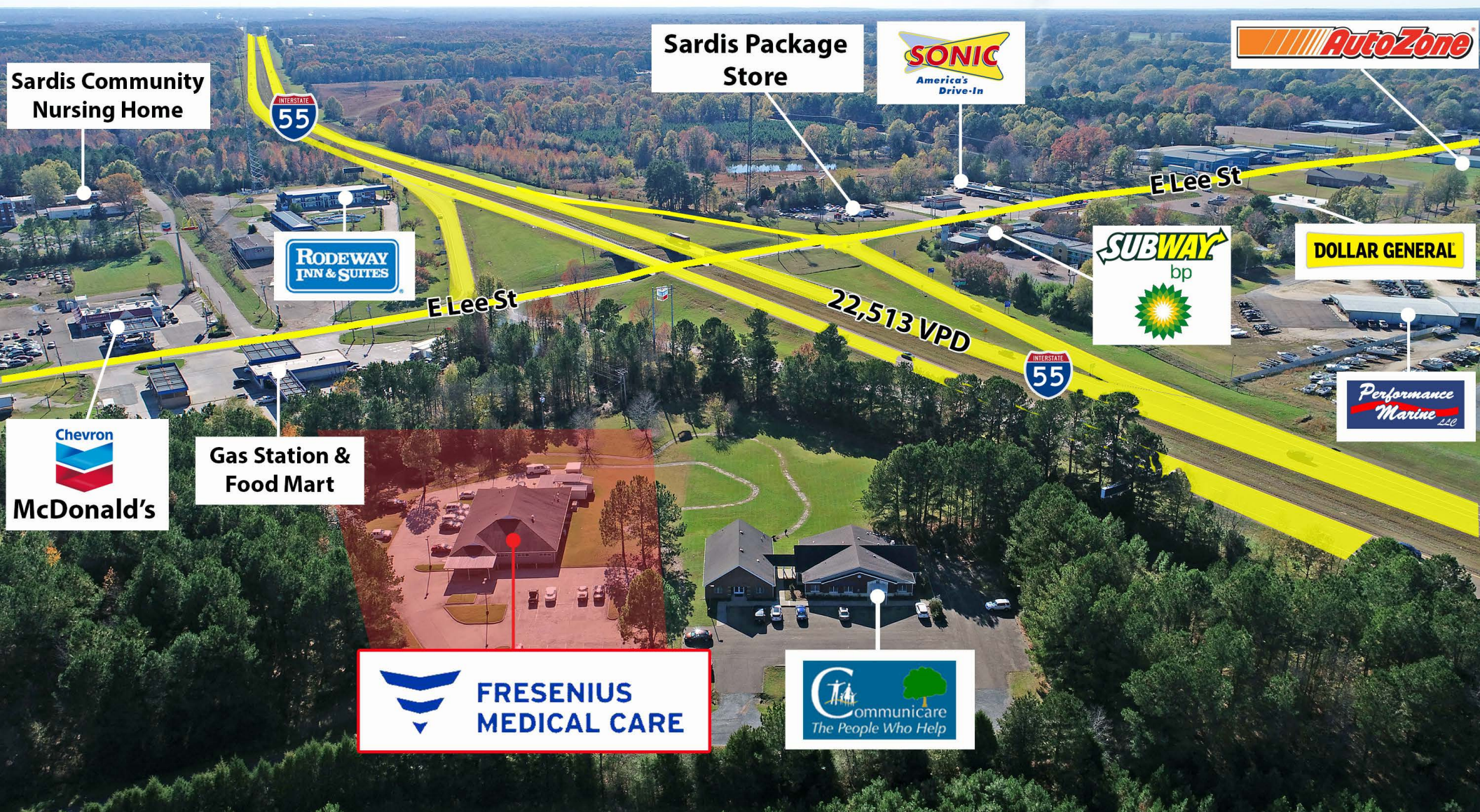
YEAR 2020	1 MILE	3 MILES	5 MILES
AVERAGE	\$59,125	\$46,441	\$46,962
MEDIAN	\$42,062	\$32,316	\$32,948

POPULATION

YEAR	1 MILE	3 MILES	5 MILES
2025 Projection Total Population	214	3,217	4,496
2020 Census Total Population	213	3,218	4,488
2010 Census Total Population	216	3,286	4,571

Source: Marcus & Millichap Research Services, CoStar





ABSOLUTE NNN LEASE | ANNUAL RENT INCREASES | INVESTMENT GRADE

FRESENIUS MEDICAL CARE

SARDIS, MISSISSIPPI



FRESENIUS
MEDICAL CARE